



Office Market Trend

2004 3/4

() 2004 3/4

1,005

(10

10,000m²) 653

“3/4

3.6%

”

“

”

2/4

4

3%

3/4

3.6%

3.4%

0.2%P

(10

10,000m²)

9.0%

8.5%

0.5%P

가

5.4%P

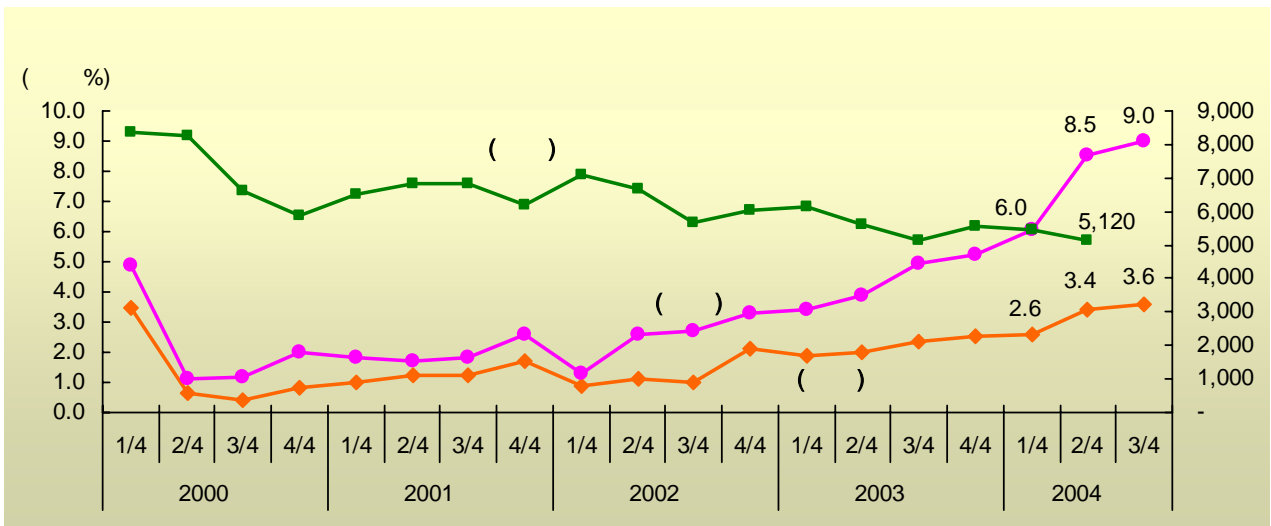
5.1%P

0.3%P

가

가

가



3.2%

3.3%

0.1%P

3.4%

3.5%

0.1%P

/

4.2%


3.2%

1%P

4.3%

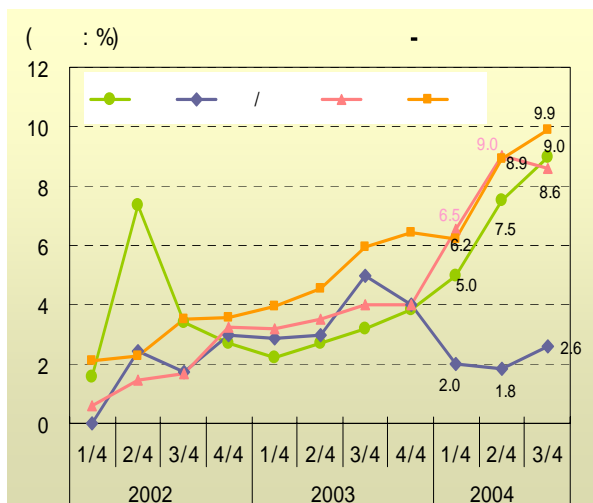
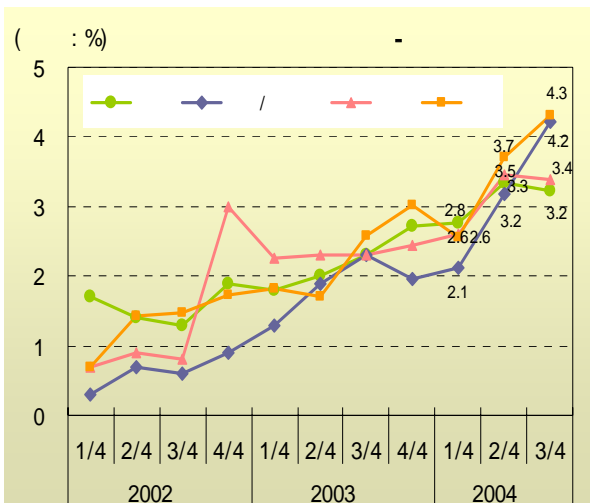
3.7%

0.6%P



Office Market Trend

2004 1/4 2.1%,
 2/4 3.2%, 3/4 4.2% 2 1/P 가 IMF 가 가
 9 23 LG 가
 30%(2002) , 70%(2004 9) 가



32%P 38.9% 66% 34%
 2004 1/4 46.6%, 2/4

